

愛工大生の英語勉強のためのゲートウェイ

A Gateway for English Study for AIT Students

Charles I. Kelly and Lawrence E. Kelly *

チャールズ・ケリー ローレンス・ケリー

Abstract: English Study for AIT Students is a page designed to be a gateway for Aichi Institute of Technology students in their English studies. This paper explains about this page using screen shots.

1. Introduction

English Study for AIT Students is a page designed to be a gateway for Aichi Institute of Technology students in their English studies. This page introduces them to the university, to the English conversation teachers' web pages, to the Moodle courses, and to the locations of computers that students can use on campus. It also has a video that explains how to log in to the Moodle courses that are used in the freshmen English conversation classes. This page also has links to various web pages for further study. The class syllabus and the first handout is also linked off this page. This article will explain what can be found on each of these individual pages.

2. School Web page

www.ait.ac.jp - aitech.ac.jp/~english



Figure 2: Aichi Institute of Technology's Homepage in Japanese



Figure 1: English Study for AIT Students
www.manythings.org/ait

* 愛知工業大学 基礎教育センター(豊田市)



Figure 3: Aichi Institute of Technology's Homepage in English

Aichi Institute of Technology is written across the top of the page in both Japanese and English, with the school's address in English. This gives students an example of how to write an address using English. The school phone number is also here.

3. Links to Teachers' Homepages

Teachers: [Charles Kelly](#), [Larry Kelly](#), [Mark Offner](#), [Bruce Vorland](#), [Robert Clayton](#), [Bob Goski](#), [Glenn Kelly](#) and [Paul Rumme](#)

Figure 4: Links to Teacher's Homepages

There are links to the English conversation teachers' homepages. Students can immediately learn more about their English teachers. All of the freshman conversation teachers have a homepage. Please visit these homepages. Charles Kelly's home page is explained below.

Figure 5: Charles Kelly's homepage
<http://aitech.ac.jp/~ckelly/>

This page will be explained to give students an example of what they can find on their teachers' homepages. The page has an illustration of the teacher and a brief introduction. There are links to the *English Study for AIT Students* (<http://www.manythings.org/ait/>) and to the support page for the textbook *Many Things* (<http://www.manythings.org/mt/>), which is the textbook for the Moodle course. There are also links to the teacher's various hobbies and Web projects. Contact information for the teacher is also included.

Glenn Kelly,
<http://aitech.ac.jp/~gkelly/>

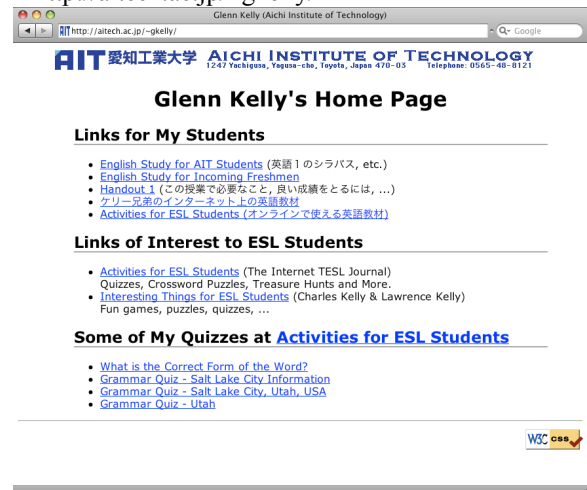


Figure 6: Glenn Kelly's Homepage

Larry Kelly,
<http://aitech.ac.jp/~lkelly/>

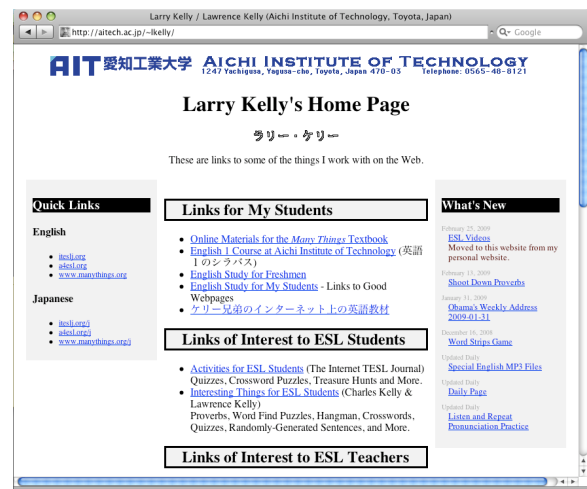


Figure 7: Larry Kelly's Homepage

Mark Offner,
<http://aitech.ac.jp/~offner/>



Figure 8: Mark Offner's Homepage

Bob Goski
<http://aitech.ac.jp/~goski/>

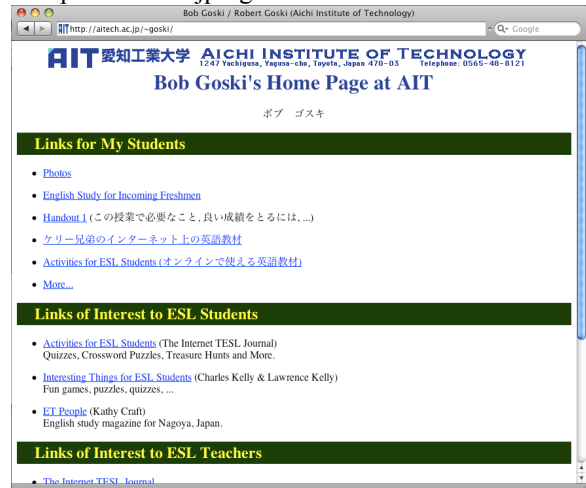


Figure 11: Bob Goski's Homepage

Bruce Vorland,
<http://aitech.ac.jp/~vorland/>

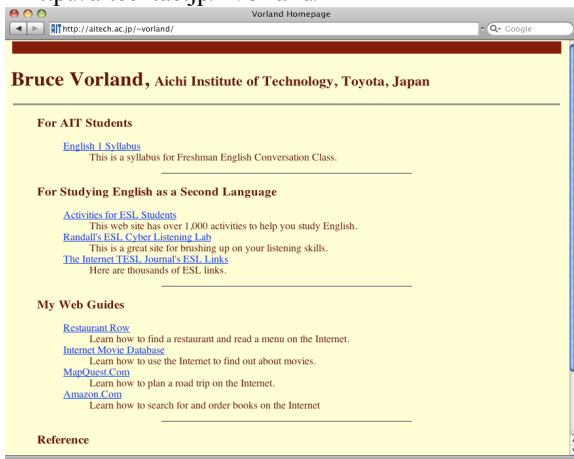


Figure 9: Bruce Vorland's Homepage

Robert Clayton
<http://aitech.ac.jp/~clayton/>

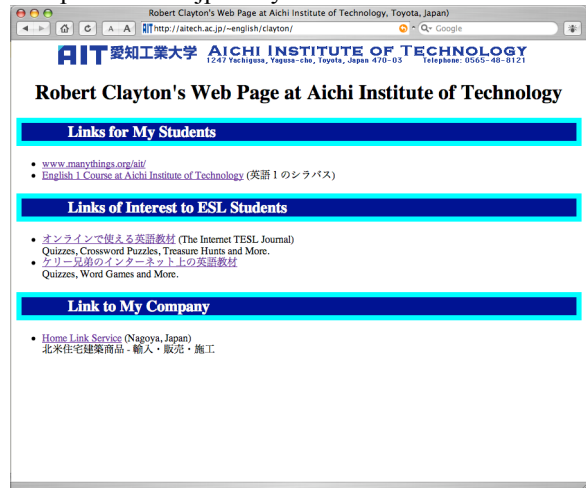


Figure 12: Robert Clayton's Homepage

Paul Rumme,
<http://aitech.ac.jp/~rumme/>

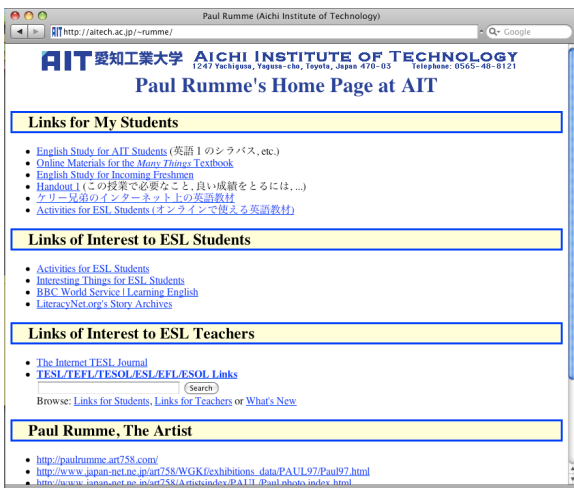


Figure 10: Paul Rumme's Homepage

4. Moodle Course Access

Web Homework @ cms.aitech.ac.jp

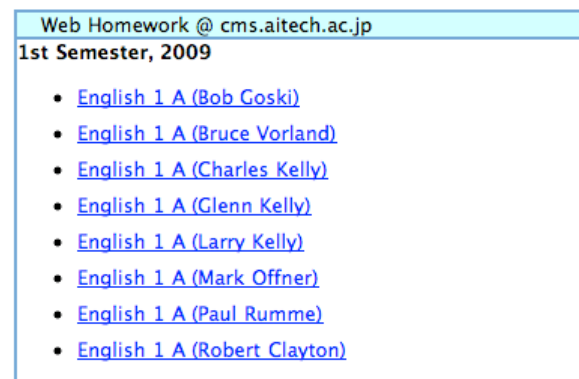


Figure 13: Course Login Links for Moodle

To make it easy for students to access the freshman Conversation Moodle curriculum there are links to each teacher's course. These links are direct links to each teacher's course. This helps students bypass the main Moodle entry. Students will first get the default log in page for the Moodle site, then be forwarded directly to their teacher's course where they then type in the "course enrollment key."

5. Moodle Login Video

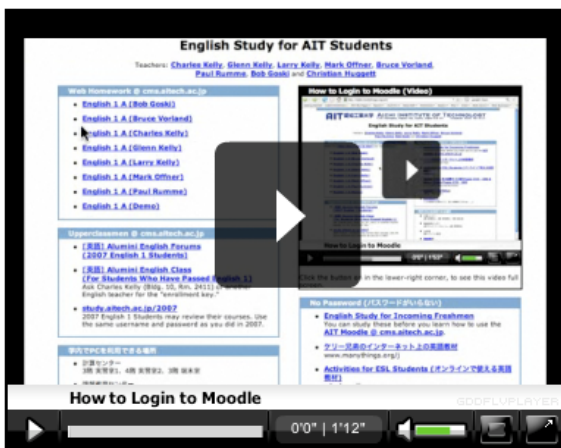


Figure 14: Moodle Login Video
Part of the page at www.manythings.org/ait

This video shows students how to login to their Moodle classes. Step by step, clear and simple instructions are given in English as the cursor is moved to each part of the login. This video, which is approximately one minute in length, gives students their first English listening activity.

6. Upperclassmen Moodle Pages

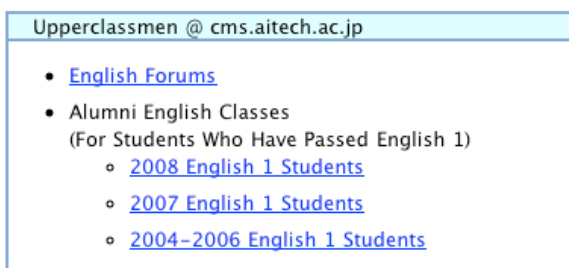


Figure 15: Upperclassmen Moodle Login
Part of the page at www.manythings.org/ait

These courses are for students who have completed their freshman conversation courses. Students who want to continue to study using Moodle can register here and continue their English study while on campus.

There is a link to the English Forums. This allows upperclassmen to contribute to the Forums course and through this to see what the freshman students are writing about. Forum entries by upperclassmen can provide interesting material to freshmen students. Upperclassmen can also comment of entries by freshmen students.

6. Computer Locations on Campus

This part of the page lists the location of computers on campus that can be used for study.

学内で PC を利用できる場所
計算センター
3 階 実習室 1、4 階 実習室 2、3 階 端末室
情報教育センター
1 階 ネットワークルーム、2 階 実習室 A
10 号館
5 階 パソコン教室

Figure 16: Computer Locations on Campus
Part of the page at www.manythings.org/ait

7. Moodle for Graduates of AIT

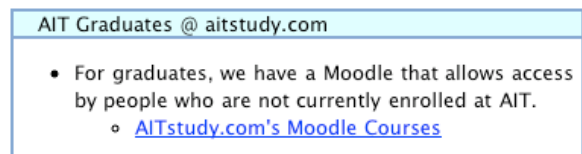


Figure 17: AIT Graduates @ aitstudy.com
Part of the page at www.manythings.org/ait

8. Links

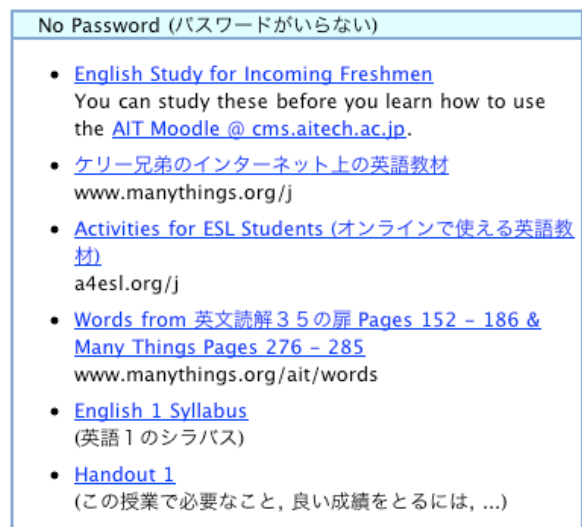


Figure 18: Links
Part of the page at www.manythings.org/ait

This section of the page directs students to the following pages.

<http://aitech.ac.jp/~ckelly/esl/>

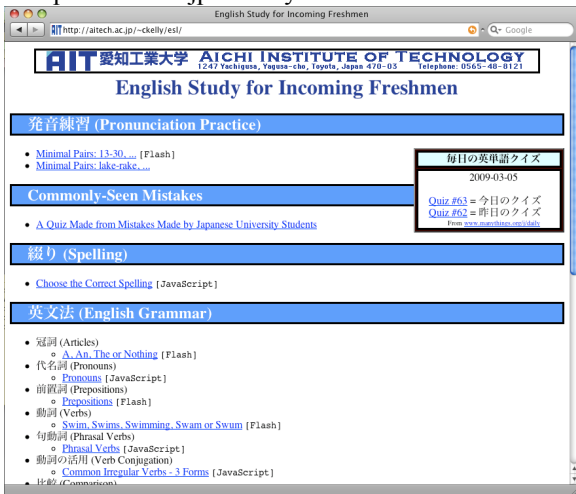


Figure 19: English Study for Incoming Freshmen

You may study these before you learn how to use the AIT Moodle @ cms.aitech.ac.jp.

ケリー兄弟のインターネット上の英語教材

www.manythings.org/j



Figure 20: ケリー兄弟のインターネット上の英語教材

This page has Japanese navigation and an explanation to help students find study materials on this website.

Activities for ESL Students
 (オンラインで使える英語教材)
a4esl.org/j

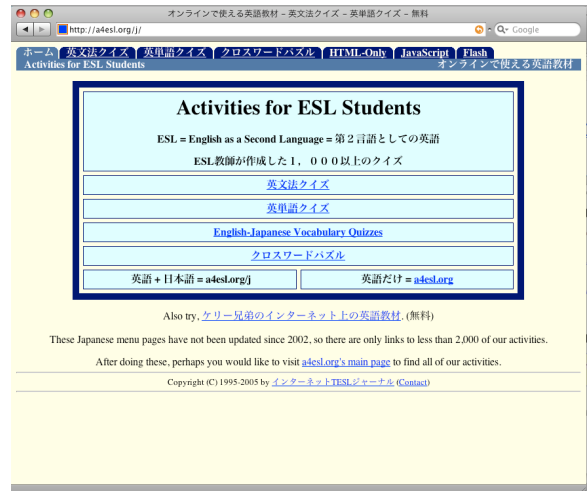


Figure 21: Activities for ESL Students

English Words for AIT Freshmen
www.manythings.org/ait/words

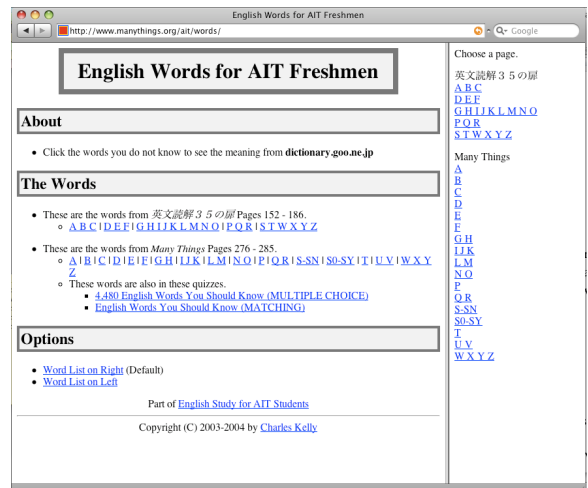


Figure 22: English Words for AIT Freshmen

This page links the words used in the English textbooks used by AIT freshmen to an online dictionary where students can see the definition and also listen to pronunciation of words. This helps students to study efficiently, since they can browse the list of words and easily find the definition of words they do not know with a mouse click, rather than needing to type the words.

8. English 1 Syllabus (英語1のシラバス)

<http://aitech.ac.jp/~ckelly/english1.html>

AIT 愛知工業大学 AICHI INSTITUTE OF TECHNOLOGY
1247 Yachusa, Yagusa-cho, Toyota, Japan 470-05 Telephone: 0565-48-8121

English 1 Syllabus

Teachers: Charles Kelly, Glenn Kelly, Larry Kelly, Mark Offner and Bruce Vorland

English 1 A

Students will practice pronunciation of sounds that are difficult for Japanese speakers. Students will work on improving their hearing and understanding of spoken English. Students will study conversational techniques and practice these techniques through structured dialogs, dialog improvisation and pair practice conversations. Students must attend every class.

All numbers are page numbers in *Many Things* (www.manythings.org/mt/)

授業内容	概要
1 週 0 34 46 68 Introduction of the Course	Students will practice pronunciation, will work on improving their hearing and understanding of spoken English, will study conversational techniques and practice these techniques.
2 週 9 35 47 69-70a 102a 138 170 132	
3 週 10 36 48 69-70b 102b 139 171 133	
4 週 11 37 49 71-72a 103a 160 172 134	
5 週 12 38 50 71-72b 103b 161 173 135	
6 週 13 39 51 73-74a 104a 162 174 136	
7 週 <i>tests</i>	
8 週 14 40 52 73-74b 104b 163 175 137	
9 週 15 41 53 75-76a 105a 164 176 138	
10 週 16 42 54 75-76b 105b 165 177 139	
11 週 17 43 55 77-78a 106a 166 178 140	
12 週 18 44 56 77-78b 106b 167 179 141	
13 週 19 89-90a 168 180 142	
14 週 20 Review 89-90b	
15 週 <i>tests</i>	

Figure 23: English 1 Syllabus

The student can access the syllabus for the class from here. The syllabus explains the 15-week course.

9. Handout 1 (この授業で必要なこと, 良い成績をとるには, ...)

<http://www.manythings.org/ait/handout1.htm>

THINGS YOU NEED FOR THIS CLASS:

この授業で必要なこと

- You need an electronic English-Japanese dictionary.
英和の電子辞書を持参すること。
- You need the textbook.
教科書を持参すること。

HOW TO GET A HIGH GRADE
良い成績をとるには

- Come to class every time.
毎回授業に来る。
- Do all your homework well.
宿題は全てしっかりとやる。
- Get high scores on tests.
テストでよい成績をとる。
- Speak only English in the classroom.
授業中は英語だけで会話をする。
- Speak English to your teacher even outside of the classroom.
授業以外で先生に会ったときも英語で会話する。
- Do your classroom work well.
授業中の課題をしっかりとやる。

HOW TO FAIL THIS CLASS
この授業の単位を落とすには

- Be absent more than three times.
3回以上欠席する。
- Come to class late.
授業に遅刻する。
- Get low scores on your tests.
試験で悪い成績を取る。

Figure 24: First Handout

This handout explains about the conversation class and the requirements for successfully passing the course. We give the students this handout on paper in the classroom. It is also online for students who either lose their copy or cannot locate their copy easily.

(受理 平成 21 年 3 月 19 日)